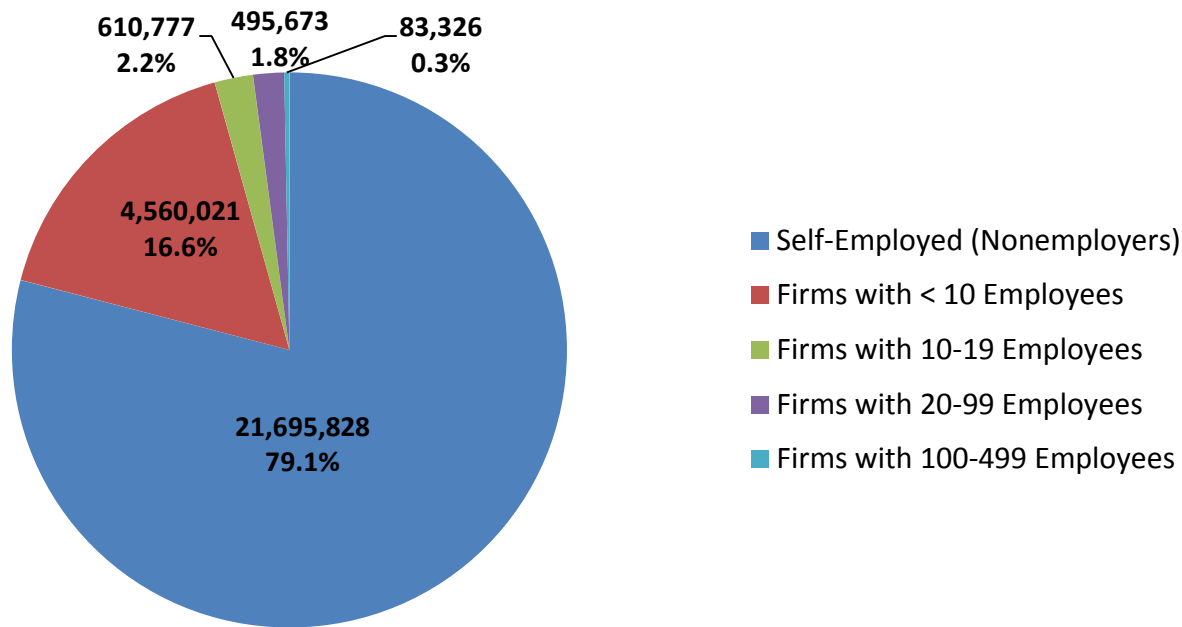


Self-Employed and the U.S. Economy



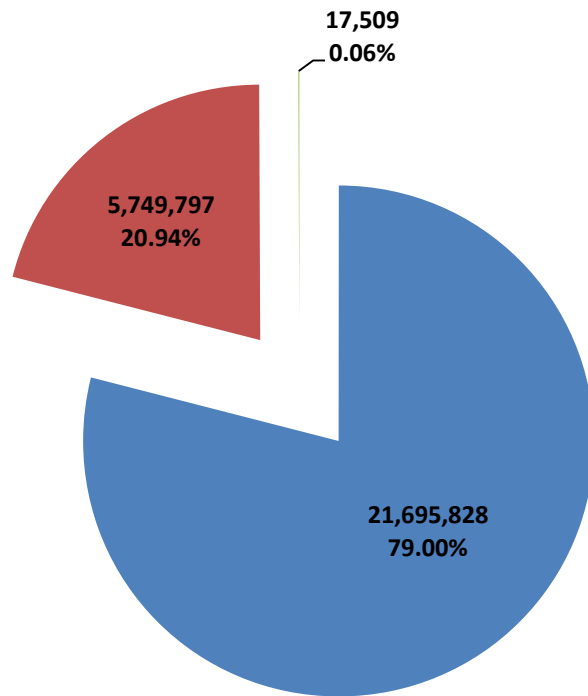
The Majority of U.S. Small Businesses are Self-Employed

FACT: 79.66 percent of small businesses in the United States are self-employed.



Source: U.S. Census Statistics of U.S. Businesses and Nonemployer Statistics, 2009

Big Business vs. Small Business



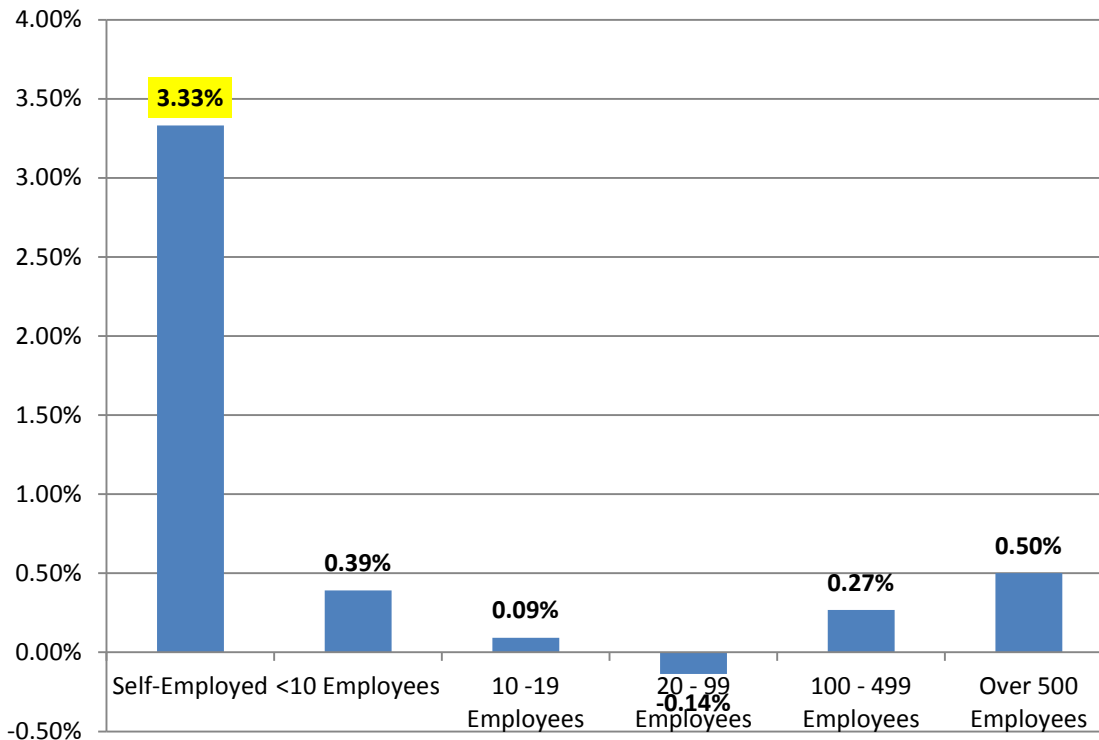
FACT: 99.9 percent of all businesses in the United States are small businesses, with three-fourths representing the self-employed.

- Self-Employed (Nonemployers)
- Firms with 2-499 Employees
- Firms with 500+ Employees

Source: U.S. Census Statistics of U.S. Businesses and Nonemployer Statistics, 2009

Self-Employed Businesses have Grown Faster than All Other Segments

**Average Growth Rate of All Businesses
1999-2009**

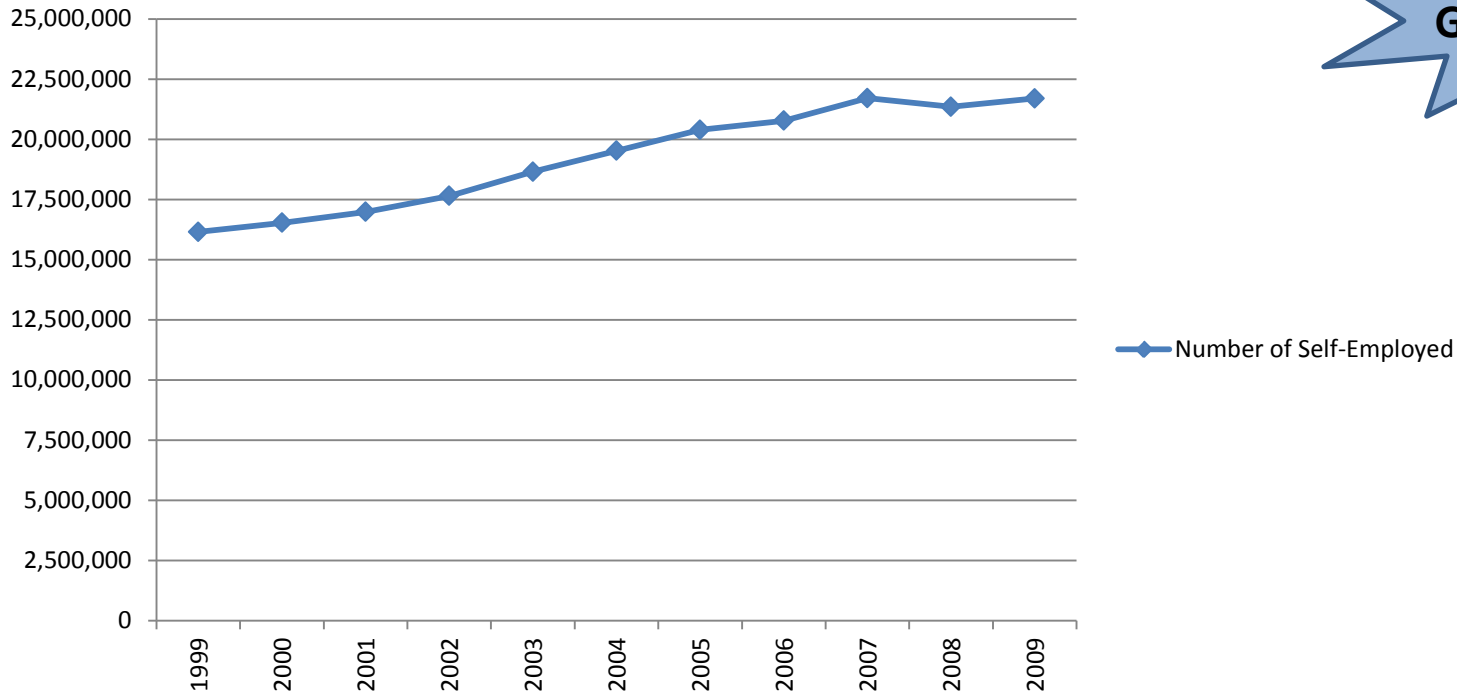


3.3%
**Avg. Growth Rate
of Self-Employed**

Source: U.S. Small Business Administration, Office of Advocacy, based on data provided by the U.S. Census Bureau, Statistics of U.S. Business and Nonemployer Statistics, 1999-2009.

Self-Employed Growth has been Steady and Strong

Number of Self-Employed



**3.3%
Growth Rate**

Source: U.S. Census Statistics on Nonemployers, 1999-2009
(<http://www.census.gov/econ/nonemployer/index.html>)

Self-Employed Businesses are Helping to Drive U.S. Economic Growth

- The United States added nearly 350,000 self-employed businesses between 2008 and 2009, bringing the total to 21.7 million, according to the U.S. Census Bureau. This is a .2 percent growth rate over one year.
- The self-employed added \$923 billion to the U.S. economy in 2009, down from \$962 billion in 2008, which is a .5 percent decrease.